

### Other Cautions:

1. Please read the specification first, to make sure the service environment matches the condition in the specification before using.
2. Please confirm the applicable power supply before using.
3. Make sure the switch of product is off before connect to the power supply to prevent electric shock.
4. Operation against rules may damage your property even harm to your personal safety.
5. Dangerous high voltage, Non-professionals are not allowed to maintain the products.



# INSTRUCTION MANUAL

Model NO.:

UE39--W-H

COLOR POWER

Power Code:

- 012--12W       020--20W       027--27W       036--36W  
 045--45W       054--54W       Other \_\_\_\_\_

Color Code:

- 30K - 3000K     40K - 4000K     50K - 5000K



To ensure proper usage of the lamps, please carefully read and keep this instruction manual for future reference.

**Parameters:**

Current (MAX) :

≤ 0.16A     ≤ 0.25A     ≤ 0.3A     ≤ 0.4A

≤ 0.5A     ≤ 0.6A     Other \_\_\_\_\_

Led Type:  SMD 2835 LED     SMD 5630 LED     Other \_\_\_\_\_

Led Quantity:  70pcs(12W)     98pcs(20W)     108pcs(27W)

135pcs(36W)     180pcs(45W)     216pcs(54W)

84pcs (12W)     126pcs (20W)     153pcs (27W)

216pcs (36W)     252pcs (45W)     306pcs (54W)

Other \_\_\_\_\_

IP:  IP64     Other \_\_\_\_\_

Application Environment : -4°F ~ 113°F

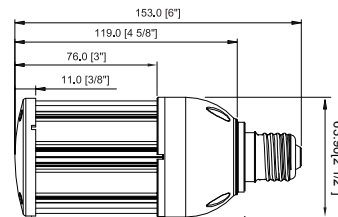
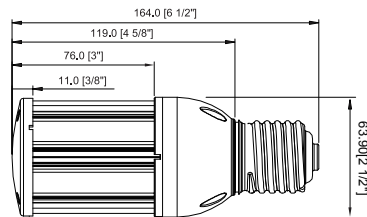
Protection against electric shock: level I

Base:  E26     E27     E39     E40     Other \_\_\_\_\_

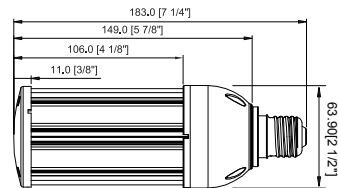
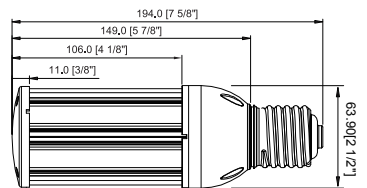
Material: Extruded aluminum alloy(main-body),PC(connector),PC(optical lens).

**Dimensions(Unit:mm/inch):**

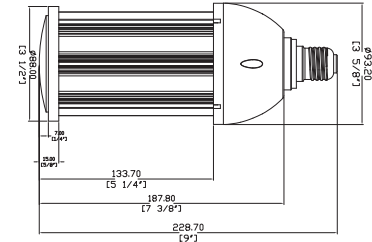
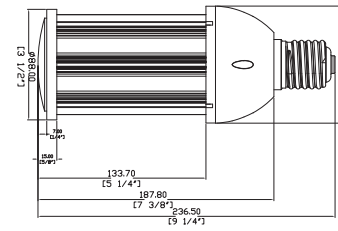
12W



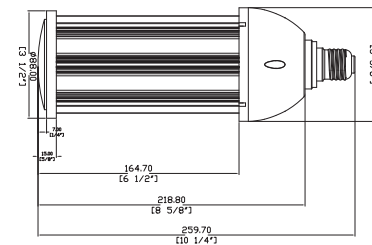
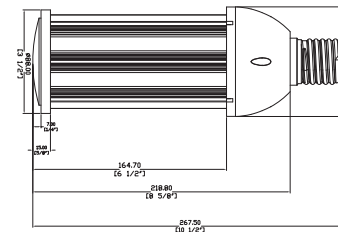
20W



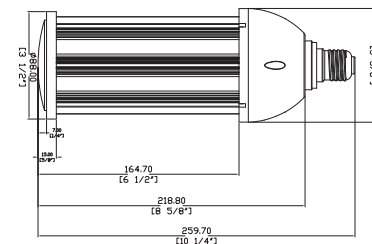
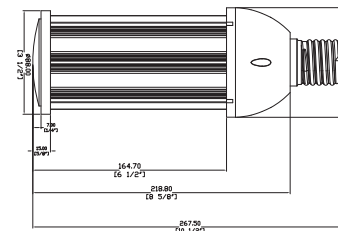
36W



45W



54W



**Installation information:**

Power must be cut off before installation, fix it in the corresponding connection base.

Make sure the installation has been fully finished before using!